



CIRCUIT-BREAKER SZ S00,
FOR MOTOR PROTECTION, CLASS 10,
A-RELEASE 7...10A, N-RELEASE 130A,
SCREW CONNECTION,
STANDARD SW. CAPACITY W. TRANSVERSE AUX.
SWITCH 1NO+1NC

| General technical data: | |
|---|--|
| product brand name | SIRIUS |
| Product designation | 3RV2 circuit breaker |
| Size of the circuit-breaker | S00 |
| Number of poles / for main current circuit | 3 |
| Product function <ul style="list-style-type: none"> • short circuit protection • overload protection • phase disturbance recognition • plant protection • motor protection • motor protection with relays overload functionality • starter protection • transformer protection • disconnecter functionality • main control switches with supply disconnect function and EM-STOP switches | <ul style="list-style-type: none"> Yes Yes Yes Yes Yes No No No Yes No |
| Design of the operating mechanism | selector switch |
| Product component <ul style="list-style-type: none"> • auxiliary switch • undervoltage release mechanism | <ul style="list-style-type: none"> Yes No |

| | | |
|--|----|-------------|
| • trip indicator | | No |
| Product extension | | |
| • auxiliary switch | | Yes |
| • optional / motor drive | | No |
| Insulation voltage / with degree of pollution 3 / rated value | V | 690 |
| Impulse voltage resistance / rated value | kV | 6 |
| Protection class IP | | |
| • of the terminal | | IP20 |
| • on the front | | IP20 |
| Protection against electrical shock | | finger-safe |
| Installation altitude / at a height over sea level / maximum | m | 2,000 |
| Relative humidity | | |
| • during operating phase | % | 10 ... 95 |
| Ambient temperature | | |
| • during transport | °C | -50 ... +80 |
| • during storage | °C | -50 ... +80 |
| • during operating | °C | -20 ... +60 |
| Shock resistance / according to IEC 60068-2-27 | | 25g / 11 ms |
| Usage category | | |
| • according to IEC 60947-4-1 | | AC-3 |
| Active power loss / total / typical | W | 8.7 |

Main circuit:

| | | |
|---|----|-----------|
| Operating voltage / rated value | V | 690 |
| Voltage type / for main circuit | | AC/DC |
| Operating frequency | | |
| • rated value | Hz | 50 ... 60 |
| Operating current / at AC-3 / at 400 V / rated value | A | 10 |

Hilfsstromkreis

| | | |
|--|--|--|
| Design of the fuse link / for short-circuit protection of the auxiliary switch / required | | Fuse gL/gG: 10 A, miniature circuit breaker C 6 A (short-circuit current I _k < 400 A) |
|--|--|--|

Protective and monitoring functions:

| | | |
|--|---|------------------|
| Type of protection | | Increased safety |
| Varification of suitability / ATEX | | Yes |
| Design of the overload circuit breaker | | thermal |
| Adjustable response current / of the current-dependent overload release | A | 7 ... 10 |
| Trip class | | CLASS 10 |
| Design of the short-circuit trip | | magnetic |

| | | |
|--|----|------------|
| Current response value / of the instantaneous short-circuit trip | A | 130 |
| Operational short-circuit current breaking capacity (Ics) / with AC | | |
| • at 240 V / rated value | kA | 100 |
| • at 400 V / rated value | kA | 100 |
| • at 500 V / rated value | kA | 42 |
| • at 690 V / rated value | kA | 4 |
| Breaking capacity maximum short-circuit current (Icu) | | |
| • at 240 V / for AC / rated value | kA | 100 |
| • at 400 V / for AC / rated value | kA | 100 |
| • at 500 V / for AC / rated value | kA | 42 |
| • at 690 V / for AC / rated value | kA | 6 |
| Design of fuse insert / for IT network / for short-circuit protection of the main circuit | | |
| • at 400 V | | gL/gG 50 A |
| • at 500 V | | gL/gG 40 A |
| • at 690 V | | gL/gG 40 A |
| Breaking capacity short-circuit current (Icn) | | |
| • with 1 current path / at 150 V / for DC / rated value | kA | 10 |
| • with 2 current paths in series / at 300 V / for DC / rated value | kA | 10 |
| • with 3 current paths in series / at 450 V / for DC / rated value | kA | 10 |

Installation/ mounting/ dimensions:

| | | |
|--------------------------|----|--|
| Mounting type | | screw and snap-on mounting onto 35 mm standard mounting rail according to DIN EN 60715 |
| mounting position | | any |
| Depth | mm | 96 |
| Height | mm | 97 |
| Width | mm | 45 |

Connections/ terminals:

| | | |
|--|--|---|
| Arrangement of electrical connectors / for main current circuit | | Top and bottom |
| Design of the electrical connection / for main current circuit | | screw-type terminals |
| Type of the connectable conductor cross-section | | |
| • for main contacts | | |
| • solid or multi-stranded | | 2x (0,75 ... 2,5 mm ²), 2x 4 mm ² |
| • finely stranded | | |
| • with conductor end processing | | 2x (0.5 ... 1.5 mm ²), 2x (0.75 ... 2.5 mm ²) |
| • for AWG conductors / for main contacts | | 2x (18 ... 14), 2x 12 |
| Design of the electrical connection / for auxiliary and control current circuit | | screw-type terminals |
| Type of the connectable conductor cross-section | | |

- for auxiliary contacts
 - solid or multi-stranded
 - finely stranded
 - with conductor end processing
- for AWG conductors / for auxiliary contacts

2x (0,5 ... 1,5 mm²), 2x (0,75 ... 2,5 mm²)

2x (0.5 ... 1.5 mm²), 2x (0.75 ... 2.5 mm²)

2x (20 ... 16), 2x (18 ... 14)

UL/CSA ratings:

Operating voltage / according to UL 60947 / rated value

V 600

Full-load current (FLA) / for 3-phase motor

- at 480 V / rated value
- at 600 V / rated value

A 10
A 10

Contact rating designation / for auxiliary contacts / according to UL

C300 / R300

Certificates/ approvals:

General Product Approval

Declaration of Conformity

Test Certificates



[Special Test Certificate](#)

[Type Test Certificates/Test Report](#)

Shipping Approval



Shipping Approval

other



[Confirmation](#)



[other](#)

[Environmental Confirmations](#)

Further information:

Information- and Downloadcenter (Catalogs, Brochures,...)

<http://www.siemens.com/industrial-controls/catalogs>

Industry Mall (Online ordering system)

<http://www.siemens.com/industrymall>

Cax online generator

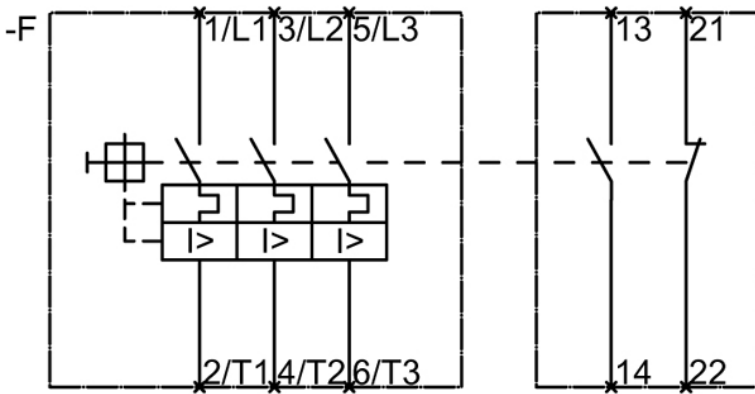
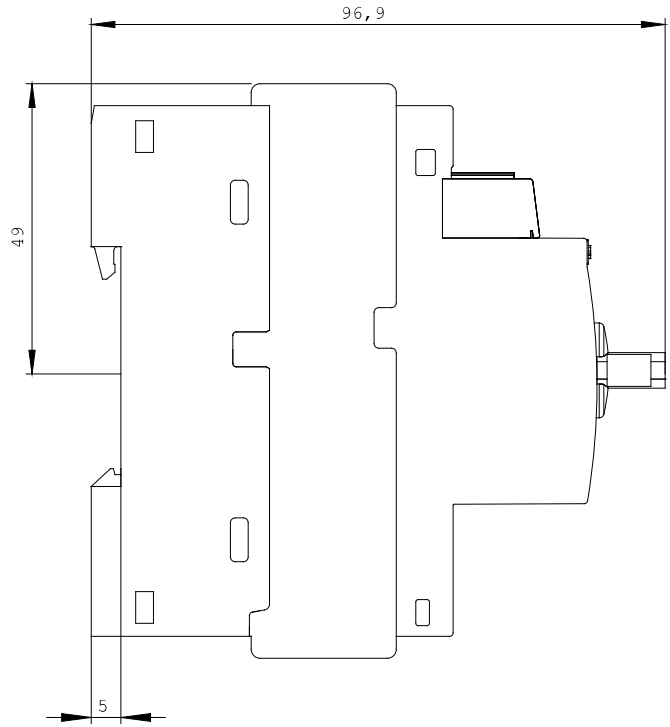
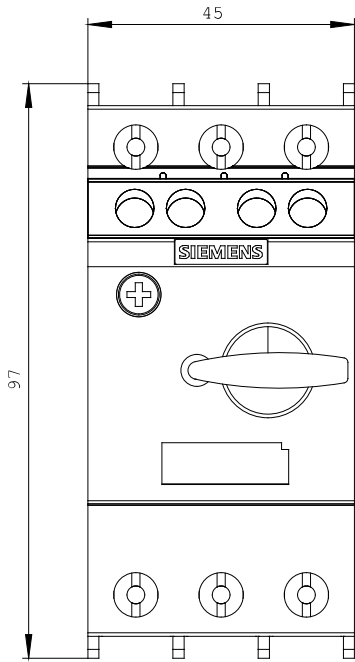
<http://www.siemens.com/cax>

Service&Support (Manuals, Certificates, Characteristics, FAQs,...)

<http://support.automation.siemens.com/WW/view/en/3RV2011-1JA15/all>

Image database (product images, 2D dimension drawings, 3D models, device circuit diagrams, ...)

http://www.automation.siemens.com/bilddb/cax_en.aspx?mlfb=3RV2011-1JA15



last change:

Aug 26, 2014