



CIRCUIT-BREAKER SZ S00,  
FOR MOTOR PROTECTION, CLASS 10,  
A-REL. 0.55...0.8A, N-RELEASE10A,  
SCREW CONNECTION,  
STANDARD SW. CAPACITY,  
W. TRANSVERSE AUX. SWITCH 1NO+1NC

General technical data:	
product brand name	SIRIUS
Product designation	3RV2 circuit breaker
Size of the circuit-breaker	S00
Number of poles / for main current circuit	3
<b>Product function</b> <ul style="list-style-type: none"> <li>• short circuit protection</li> <li>• overload protection</li> <li>• phase disturbance recognition</li> <li>• plant protection</li> <li>• motor protection</li> <li>• motor protection with relays overload functionality</li> <li>• starter protection</li> <li>• transformer protection</li> <li>• disconnecter functionality</li> <li>• main control switches with supply disconnect function and EM-STOP switches</li> </ul>	<ul style="list-style-type: none"> <li>Yes</li> <li>Yes</li> <li>Yes</li> <li>Yes</li> <li>Yes</li> <li>No</li> <li>No</li> <li>No</li> <li>Yes</li> <li>No</li> </ul>
<b>Design of the operating mechanism</b>	selector switch
<b>Product component</b> <ul style="list-style-type: none"> <li>• auxiliary switch</li> <li>• undervoltage release mechanism</li> </ul>	<ul style="list-style-type: none"> <li>Yes</li> <li>No</li> </ul>

• trip indicator		No
<b>Product extension</b>		
• auxiliary switch		Yes
• optional / motor drive		No
<b>Insulation voltage / with degree of pollution 3 / rated value</b>	V	690
<b>Impulse voltage resistance / rated value</b>	kV	6
<b>Protection class IP</b>		
• of the terminal		IP20
• on the front		IP20
<b>Protection against electrical shock</b>		finger-safe
<b>Installation altitude / at a height over sea level / maximum</b>	m	2,000
<b>Relative humidity</b>		
• during operating phase	%	10 ... 95
<b>Ambient temperature</b>		
• during transport	°C	-50 ... +80
• during storage	°C	-50 ... +80
• during operating	°C	-20 ... +60
<b>Shock resistance / according to IEC 60068-2-27</b>		25g / 11 ms
<b>Usage category</b>		
• according to IEC 60947-4-1		AC-3
<b>Active power loss / total / typical</b>	W	5.4

#### Main circuit:

<b>Operating voltage / rated value</b>	V	690
<b>Voltage type / for main circuit</b>		AC/DC
<b>Operating frequency</b>		
• rated value	Hz	50 ... 60
<b>Operating current / at AC-3 / at 400 V / rated value</b>	A	0.8

#### Hilfsstromkreis

<b>Design of the fuse link / for short-circuit protection of the auxiliary switch / required</b>		Fuse gL/gG: 10 A, miniature circuit breaker C 6 A (short-circuit current I <sub>k</sub> < 400 A)
--	--	--

#### Protective and monitoring functions:

<b>Type of protection</b>		Increased safety
<b>Varification of suitability / ATEX</b>		Yes
<b>Design of the overload circuit breaker</b>		thermal
<b>Adjustable response current / of the current-dependent overload release</b>	A	0.55 ... 0.8
<b>Trip class</b>		CLASS 10
<b>Design of the short-circuit trip</b>		magnetic

<b>Current response value / of the instantaneous short-circuit trip</b>	A	10
<b>Operational short-circuit current breaking capacity (Ics) / with AC</b>		
• at 240 V / rated value	kA	100
• at 400 V / rated value	kA	100
• at 500 V / rated value	kA	100
• at 690 V / rated value	kA	100
<b>Breaking capacity maximum short-circuit current (Icu)</b>		
• at 240 V / for AC / rated value	kA	100
• at 400 V / for AC / rated value	kA	100
• at 500 V / for AC / rated value	kA	100
• at 690 V / for AC / rated value	kA	100
<b>Design of fuse insert / for IT network / for short-circuit protection of the main circuit</b>		
• at 690 V		gL/gG 6 A
<b>Breaking capacity short-circuit current (Icn)</b>		
• with 1 current path / at 150 V / for DC / rated value	kA	10
• with 2 current paths in series / at 300 V / for DC / rated value	kA	10
• with 3 current paths in series / at 450 V / for DC / rated value	kA	10

#### Installation/ mounting/ dimensions:

<b>Mounting type</b>		screw and snap-on mounting onto 35 mm standard mounting rail according to DIN EN 60715
<b>mounting position</b>		any
<b>Depth</b>	mm	96
<b>Height</b>	mm	97
<b>Width</b>	mm	45

#### Connections/ terminals:

<b>Arrangement of electrical connectors / for main current circuit</b>		Top and bottom
<b>Design of the electrical connection / for main current circuit</b>		screw-type terminals
<b>Type of the connectable conductor cross-section</b>		
• for main contacts		
• solid or multi-stranded		2x (0,75 ... 2,5 mm <sup>2</sup> ), 2x 4 mm <sup>2</sup>
• finely stranded		
• with conductor end processing		2x (0.5 ... 1.5 mm <sup>2</sup> ), 2x (0.75 ... 2.5 mm <sup>2</sup> )
• for AWG conductors / for main contacts		2x (18 ... 14), 2x 12
<b>Design of the electrical connection / for auxiliary and control current circuit</b>		screw-type terminals
<b>Type of the connectable conductor cross-section</b>		
• for auxiliary contacts		
• solid or multi-stranded		2x (0,5 ... 1,5 mm <sup>2</sup> ), 2x (0,75 ... 2,5 mm <sup>2</sup> )

- finely stranded
- with conductor end processing
- for AWG conductors / for auxiliary contacts

2x (0.5 ... 1.5 mm<sup>2</sup>), 2x (0.75 ... 2.5 mm<sup>2</sup>)  
 2x (20 ... 16), 2x (18 ... 14)

#### UL/CSA ratings:

<b>Operating voltage / according to UL 60947 / rated value</b>	V	600
<b>Full-load current (FLA) / for 3-phase motor</b>		
• at 480 V / rated value	A	0.8
• at 600 V / rated value	A	0.8
<b>Contact rating designation / for auxiliary contacts / according to UL</b>		C300 / R300

#### Certificates/ approvals:

General Product Approval	Declaration of Conformity	Test Certificates
--------------------------	---------------------------	-------------------



[Special Test Certificate](#)

[Type Test Certificates/Test Report](#)

#### Shipping Approval



#### Shipping Approval

other



[Confirmation](#)



[other](#)

[Environmental Confirmations](#)

#### Further information:

**Information- and Downloadcenter (Catalogs, Brochures,...)**

<http://www.siemens.com/industrial-controls/catalogs>

**Industry Mall (Online ordering system)**

<http://www.siemens.com/industrymall>

**Cax online generator**

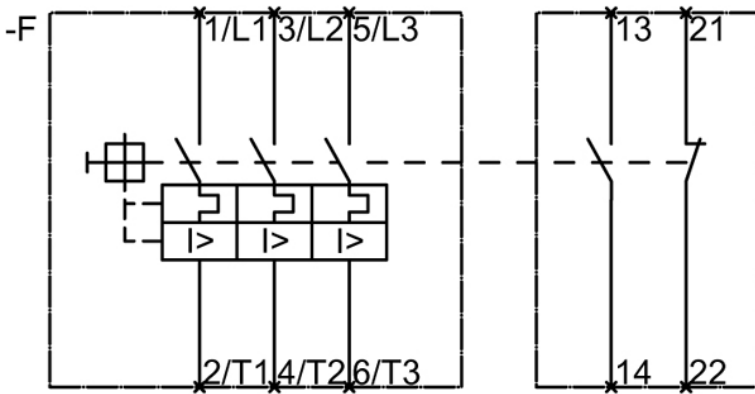
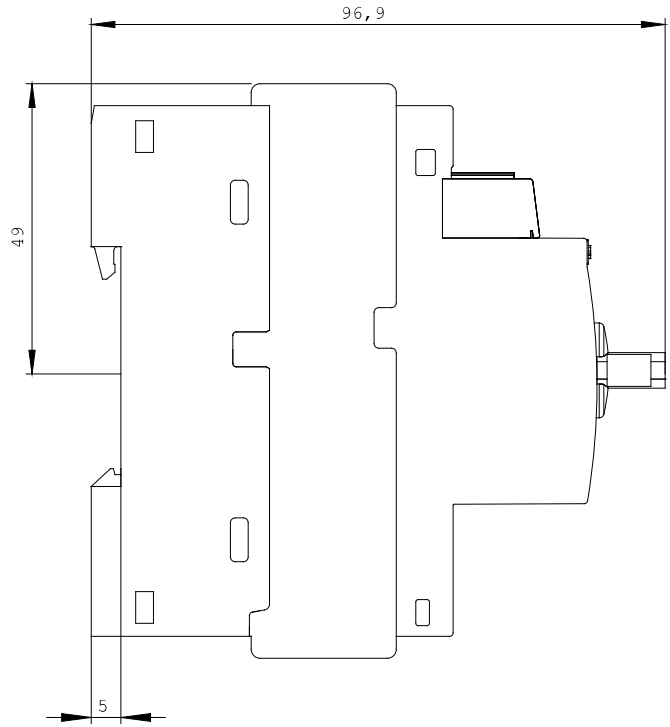
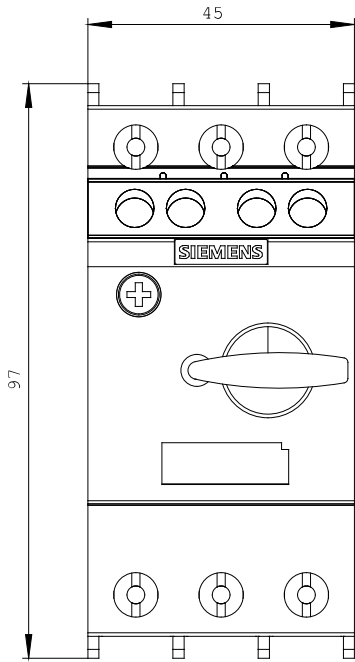
<http://www.siemens.com/cax>

**Service&Support (Manuals, Certificates, Characteristics, FAQs,...)**

<http://support.automation.siemens.com/WW/view/en/3RV2011-0HA15/all>

**Image database (product images, 2D dimension drawings, 3D models, device circuit diagrams, ...)**

[http://www.automation.siemens.com/bilddb/cax\\_en.aspx?mlfb=3RV2011-0HA15](http://www.automation.siemens.com/bilddb/cax_en.aspx?mlfb=3RV2011-0HA15)



last change:

Aug 26, 2014