



CIRCUIT-BREAKER SZ S00,
FOR MOTOR PROTECTION, CLASS 10,
A-REL. 0.14...0.2A,N-REL.2.6A,
SCREW CONNECTION,
STANDARD SW. CAPACITY,
W. TRANSVERSE AUX. SWITCH 1NO+1NC

General technical data:

product brand name	SIRIUS
Product designation	3RV2 circuit breaker
Size of the circuit-breaker	S00
Number of poles / for main current circuit	3
Product function	
• short circuit protection	Yes
• overload protection	Yes
• phase disturbance recognition	Yes
• plant protection	Yes
• motor protection	Yes
• motor protection with relays overload functionality	No
• starter protection	No
• transformer protection	No
• disconnecter functionality	Yes
• main control switches with supply disconnect function and EM-STOP switches	No
Design of the operating mechanism	selector switch
Product component	
• auxiliary switch	Yes
• undervoltage release mechanism	No

• trip indicator		No
Product extension		
• auxiliary switch		Yes
• optional / motor drive		No
Insulation voltage / with degree of pollution 3 / rated value	V	690
Impulse voltage resistance / rated value	kV	6
Protection class IP		
• of the terminal		IP20
• on the front		IP20
Protection against electrical shock		finger-safe
Installation altitude / at a height over sea level / maximum	m	2,000
Relative humidity		
• during operating phase	%	10 ... 95
Ambient temperature		
• during transport	°C	-50 ... +80
• during storage	°C	-50 ... +80
• during operating	°C	-20 ... +60
Shock resistance / according to IEC 60068-2-27		25g / 11 ms
Usage category		
• according to IEC 60947-4-1		AC-3
Active power loss / total / typical	W	5.3

Main circuit:

Operating voltage / rated value	V	690
Voltage type / for main circuit		AC/DC
Operating frequency		
• rated value	Hz	50 ... 60
Operating current / at AC-3 / at 400 V / rated value	A	0.2

Hilfsstromkreis

Design of the fuse link / for short-circuit protection of the auxiliary switch / required		Fuse gL/gG: 10 A, miniature circuit breaker C 6 A (short-circuit current I _k < 400 A)
--	--	--

Protective and monitoring functions:

Type of protection		Increased safety
Varification of suitability / ATEX		Yes
Design of the overload circuit breaker		thermal
Adjustable response current / of the current-dependent overload release	A	0.14 ... 0.2
Trip class		CLASS 10
Design of the short-circuit trip		magnetic

Current response value / of the instantaneous short-circuit trip	A	2.6
Operational short-circuit current breaking capacity (Ics) / with AC		
• at 240 V / rated value	kA	100
• at 400 V / rated value	kA	100
• at 500 V / rated value	kA	100
• at 690 V / rated value	kA	100
Breaking capacity maximum short-circuit current (Icu)		
• at 240 V / for AC / rated value	kA	100
• at 400 V / for AC / rated value	kA	100
• at 500 V / for AC / rated value	kA	100
• at 690 V / for AC / rated value	kA	100
Breaking capacity short-circuit current (Icn)		
• with 1 current path / at 150 V / for DC / rated value	kA	10
• with 2 current paths in series / at 300 V / for DC / rated value	kA	10
• with 3 current paths in series / at 450 V / for DC / rated value	kA	10

Installation/ mounting/ dimensions:

Mounting type		screw and snap-on mounting onto 35 mm standard mounting rail according to DIN EN 60715
mounting position		any
Depth	mm	96
Height	mm	97
Width	mm	45

Connections/ terminals:

Arrangement of electrical connectors / for main current circuit		Top and bottom
Design of the electrical connection / for main current circuit		screw-type terminals
Type of the connectable conductor cross-section		
• for main contacts		
• solid or multi-stranded		2x (0,75 ... 2,5 mm ²), 2x 4 mm ²
• finely stranded		
• with conductor end processing		2x (0.5 ... 1.5 mm ²), 2x (0.75 ... 2.5 mm ²)
• for AWG conductors / for main contacts		2x (18 ... 14), 2x 12
Design of the electrical connection / for auxiliary and control current circuit		screw-type terminals
Type of the connectable conductor cross-section		
• for auxiliary contacts		
• solid or multi-stranded		2x (0,5 ... 1,5 mm ²), 2x (0,75 ... 2,5 mm ²)
• finely stranded		
• with conductor end processing		2x (0.5 ... 1.5 mm ²), 2x (0.75 ... 2.5 mm ²)

• for AWG conductors / for auxiliary contacts

2x (20 ... 16), 2x (18 ... 14)

UL/CSA ratings:

Operating voltage / according to UL 60947 / rated value	V	600
Full-load current (FLA) / for 3-phase motor	A	0.2
<ul style="list-style-type: none"> • at 480 V / rated value • at 600 V / rated value 	A	0.2
Contact rating designation / for auxiliary contacts / according to UL		C300 / R300

Certificates/ approvals:

General Product Approval



[Special Test Certificate](#)

[Type Test Certificates/Test Report](#)

Shipping Approval



Shipping Approval

other



[Confirmation](#)



[other](#)

[Environmental Confirmations](#)

Further information:

Information- and Downloadcenter (Catalogs, Brochures,...)

<http://www.siemens.com/industrial-controls/catalogs>

Industry Mall (Online ordering system)

<http://www.siemens.com/industrymall>

Cax online generator

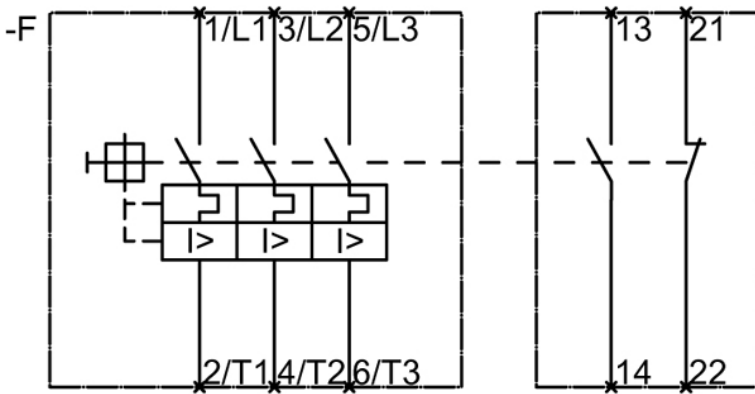
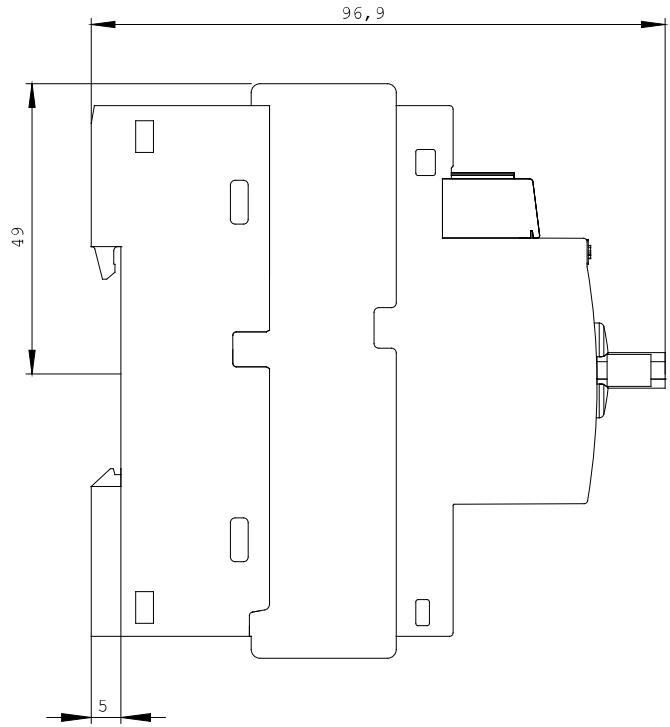
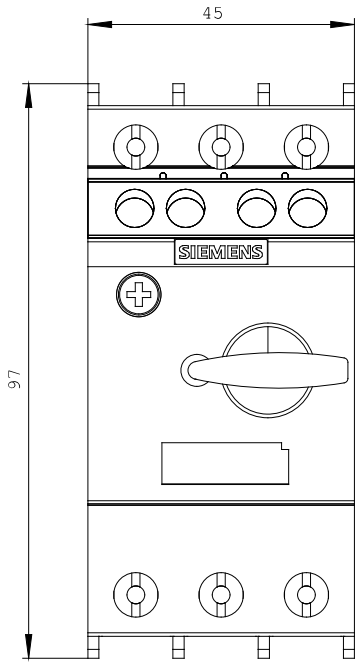
<http://www.siemens.com/cax>

Service&Support (Manuals, Certificates, Characteristics, FAQs,...)

<http://support.automation.siemens.com/WWW/view/en/3RV2011-0BA15/all>

Image database (product images, 2D dimension drawings, 3D models, device circuit diagrams, ...)

http://www.automation.siemens.com/bilddb/cax_en.aspx?mlfb=3RV2011-0BA15



last change:

Aug 26, 2014